

# Visualizing programme participations with interactive maps

Martin Marek, Erich Prem

office“at“eutema.com

[www.eutema.com](http://www.eutema.com)

# Aims

---

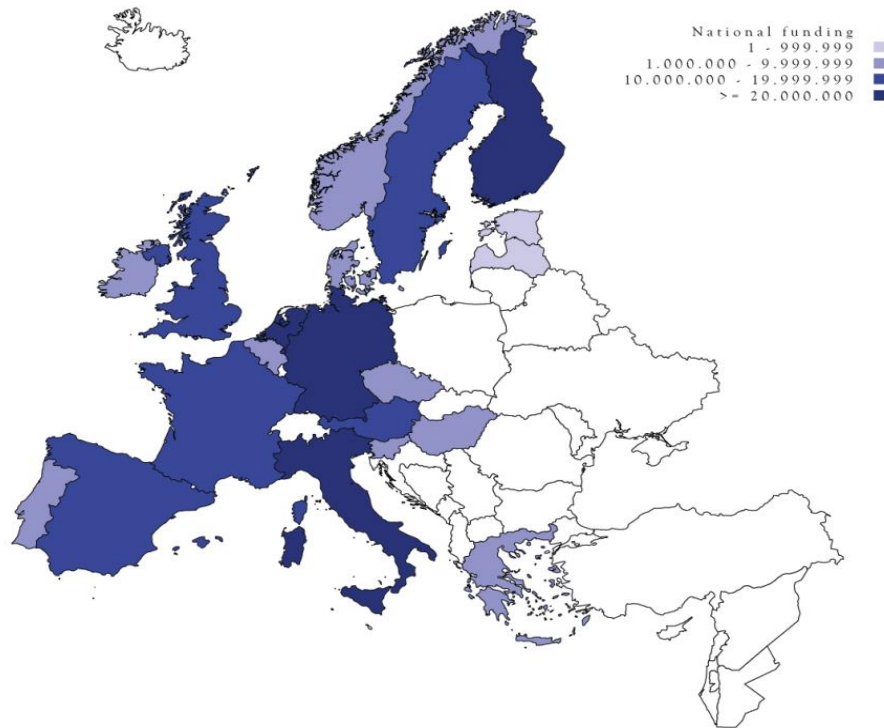
- Analysis of impacts of potential future directions for ARTEMIS, ENIAC, EPOSS initiatives of EU
- Scenario development
  - (i) no JTI, (ii) renewed JTIs, (iii) integrated initiative (EXCEL)

## Specific task

- Mapping of stakeholders by country – focus on budget commitment from Member States, evolution over time, industry participation, nr. of projects etc.

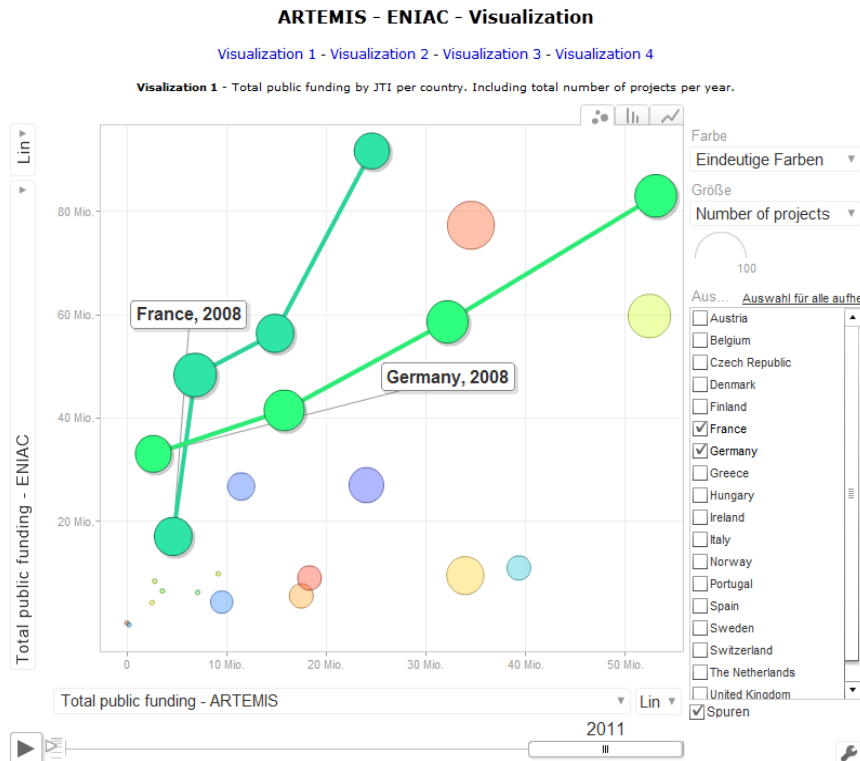
# Traditional maps

ARTEMIS national funding  
Total numbers from 2008 - 2011



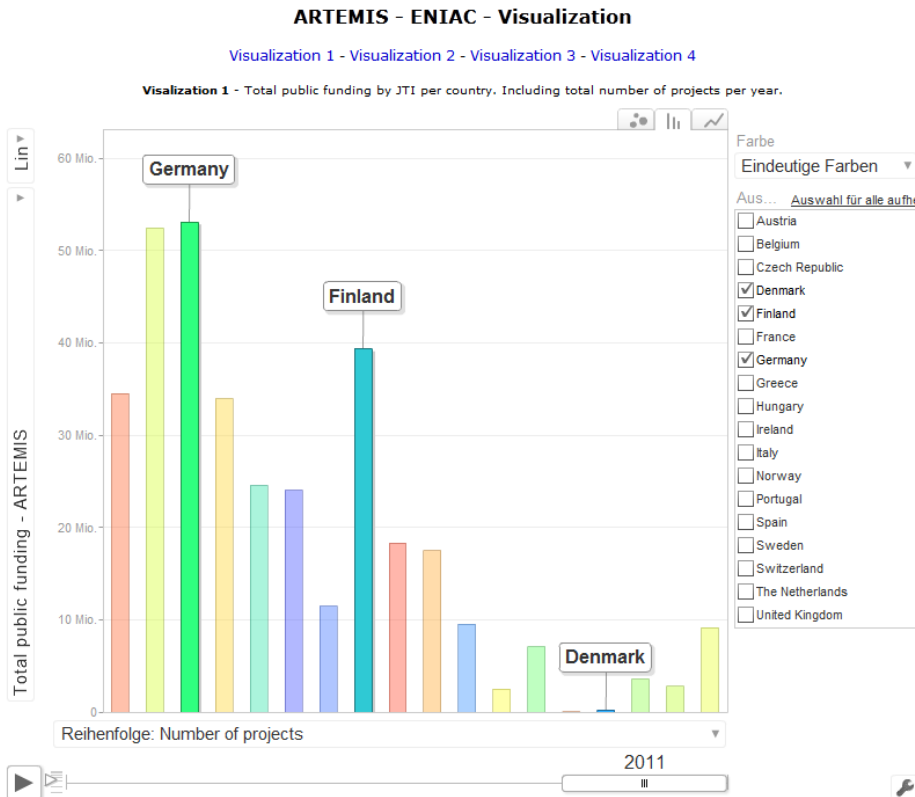
Traditional EU map with colour-coding for national ARTEMIS JTI budget

# Requirements



- dynamic, interactive visualization
- Stakeholders (location, type, size), budgets (source, size), number/size of projects
- 4 types of visualization realized:
  - (i) Total public funding by JTI per country & total number of projects per year.
  - (ii) Total funding by JTI per number of projects
  - (iii) Funding by JTI per type of organization & total number of projects per year
  - (iv) Funding by JTI per type of organization and country & total number of projects per year

# Visualization modes



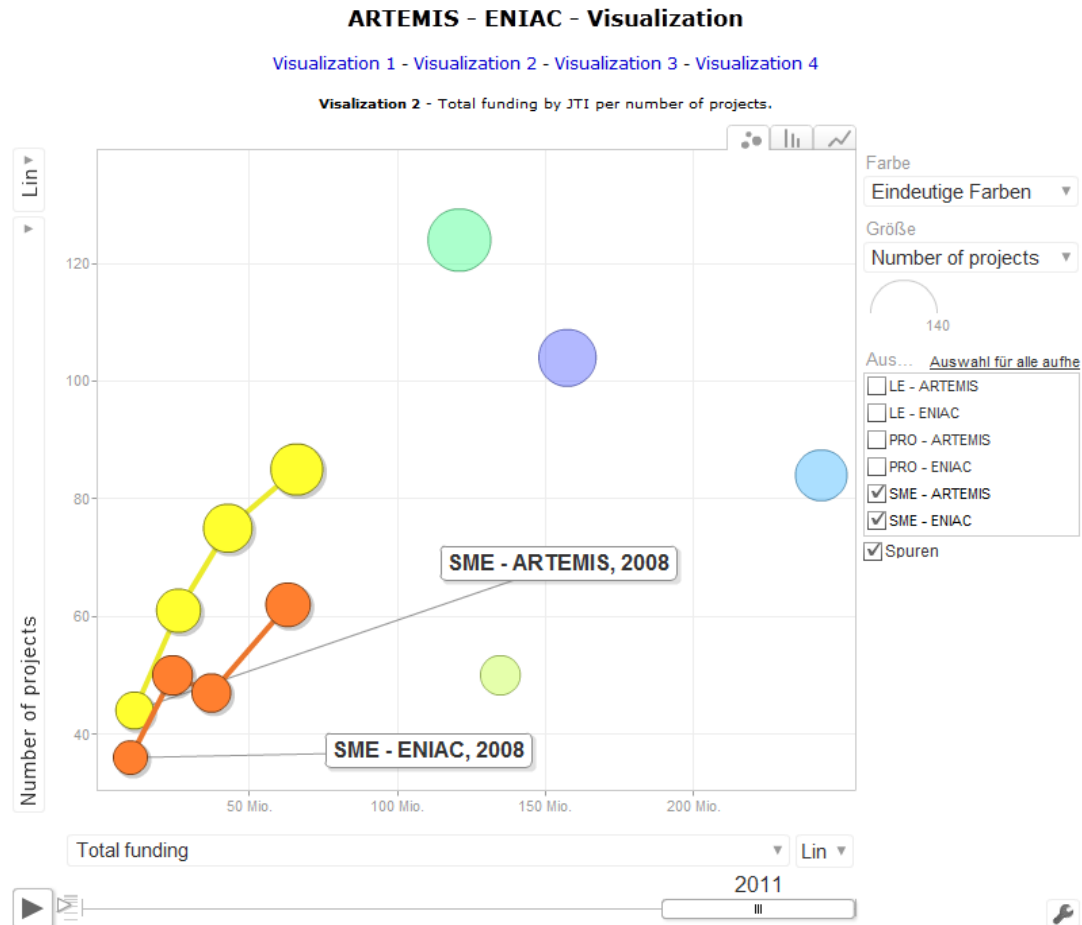
## Different modes of visualization

- (i) using circles representing the countries or organisation types
- (ii) bars representing the countries or organisation types in and ordered fashion, e.g. by project size
- (iii) lines representing budgets for countries or organisation over time

## Interactive and dynamic selection of the following dimensions:

- countries or organisation types
- traces to follow the evolution over time
- linear or logarithmic scales
- different aspects of the data set, e.g. ARTEMIS versus ENIAC funding

# SME funding and participation in ARTEMIS and ENIAC

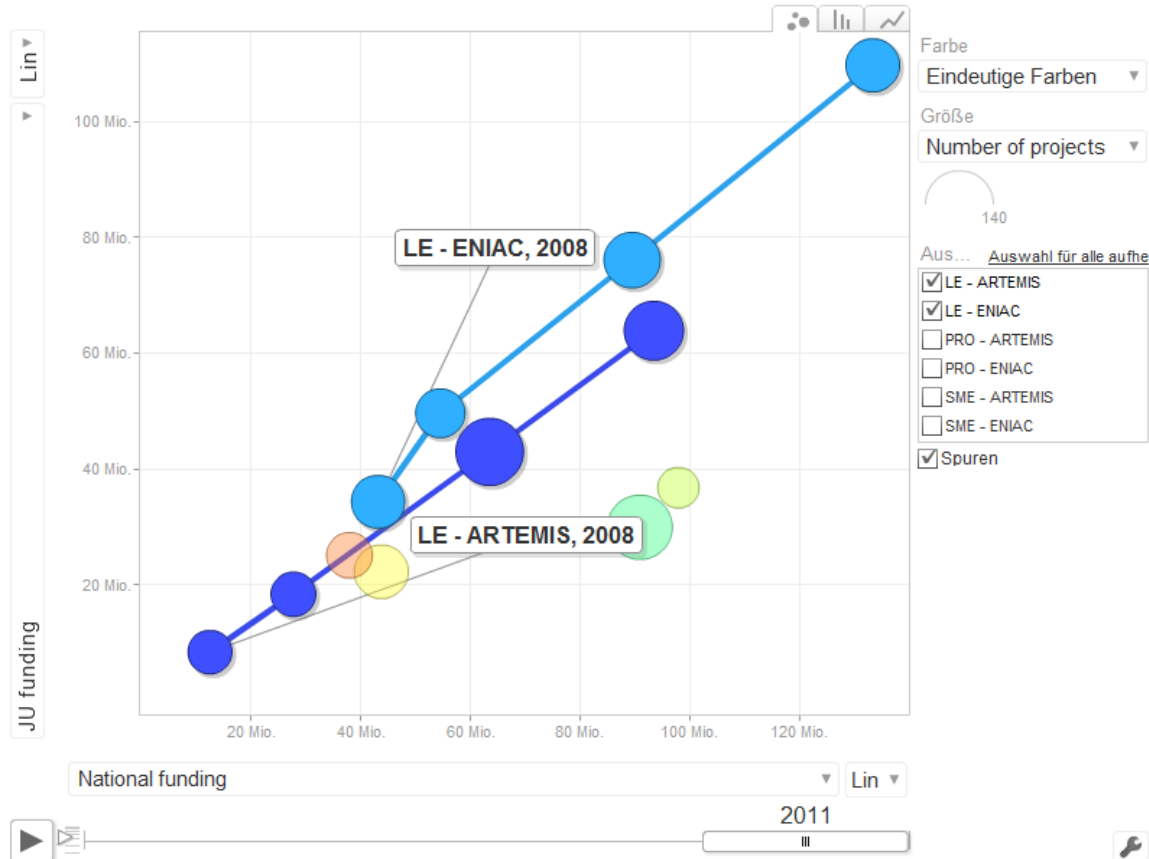


# JTI funding over national funding for large ind.

## ARTEMIS - ENIAC - Visualization

[Visualization 1](#) - [Visualization 2](#) - [Visualization 3](#) - [Visualization 4](#)

**Visualization 3** - Funding by JTI per type of organization. Including total number of projects per year.

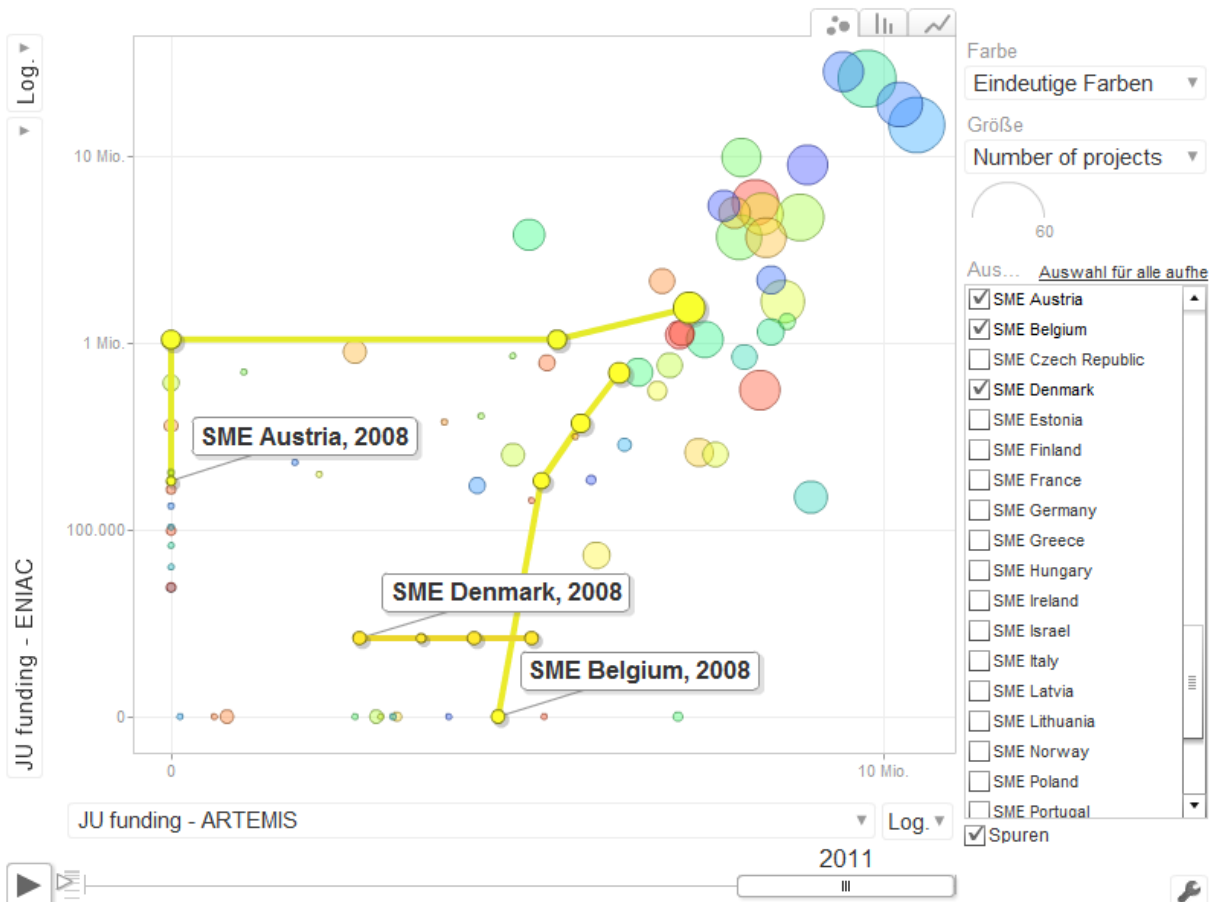


# SME JTI funding for AT, BE, DK

## ARTEMIS - ENIAC - Visualization

Visualization 1 - Visualization 2 - Visualization 3 - Visualization 4

Visualization 4 - Funding by JTI per type of organization and country. Including total number of projects per year.



## Realization

- Google Visualization API
- JavaScript
- HTML5, SVG
- Cross-browser compatibility including mobile devices (iOS, Android)



# How to reach us.

---

**Erich Prem**  
eutema GmbH

Lindengasse 43  
1070 Vienna, Austria

T +43 1 524 53 16

F +43 1 524 53 96

prem@eutema.com  
www.eutema.com